

 accuquilt

bullseye™

EQUILATERAL TRIANGLES-ODD

▶ 1" -3" -5" -7"

Nested Dies

FOR *Studio*™

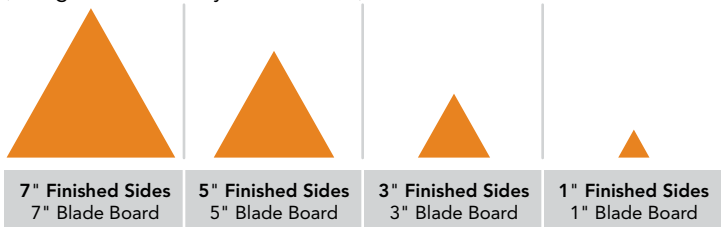
MIX, MATCH AND LAYER
FOR A WIDE RANGE OF POSSIBILITIES



Includes: 1 set of die boards with blades for cutting, and 1 set of foam boards without blades for spacing. Handle blade boards with care.

Create Equilateral Triangles – Odd Sizes


(Triangles measured by finished sides)



How to Cut Equilateral Triangles

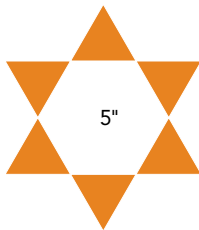
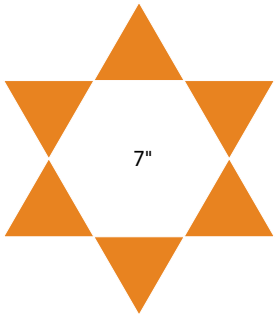
1. Select triangle size.
2. Take the blade board that corresponds with the triangle size you wish to cut.
3. Place the blade board in your Studio™ die tray, FOAM SIDE UP.
4. Take the inner foam boards and fill in the center of the blade board.
5. Take the foam board that is one size larger than your blade board and place it as the outer ring.
6. Apply fusible web if desired. Layer or fanfold your fabric. You can cut up to 10 layers of 100% cotton fabric at a time.
TIPS: Fusible web counts as one half layer of fabric. Remember to position the fabric on the lengthwise grain, with the selvage edge towards the Studio handle, as it goes under the roller.
7. Place your Studio Cutting Plastic on top.*
8. Roll through the Studio™ Fabric Cutter.



 Foam Boards
 Blade Boards


***Recommended Cutting Plastic:** Studio Cutting Plastic-Jumbo (10" x 12") and Studio Cutting Plastic-Mini (5" x 6")

Equilateral Triangles Coordinate with Bullseye™ Hexagons (50362)



Multiple Sizes Give You More Options, including Triangle Rings

Thousand Pyramids




Lightning Strips



Tumblers



Triangle Appliqué Rings



Roll through
the Studio



For most accurate cuts, arrange the triangle dies in the corner of the cutting tray, at a slight angle with the die touching two sides of the tray and notches facing roller.

The innovative technology of Bullseye™ Nested Dies will change the way you quilt! With one set of blade boards and one set of foam boards, you can create multiple die combinations to cut full shapes, rings and more! Expand your collection while saving time, money and space! Mix, match and layer Bullseye™ dies for a wide range of possibilities.

Add the Bullseye™ Equilateral Triangles-Even Die Set (50368) and the Bullseye™ Hexagons Die Set (50362) to your collection and get an infinite number of triangle and hexagon options!

DOWNLOAD BULLSEYE™ PATTERNS AT
WWW.ACCUQUILT.COM

@accuquilt Studio™

Need help? Call us! 888.258.7913
8 a.m.-5 p.m. CST, Monday-Friday

Patents Pending ©2014 AccuQuilt

Code 50364i