


 accuquilt**bullseye™****TUMBLERS-EVEN ▶ 2" -4" -6" -8"****Nested Dies**FOR *Studio™***MIX, MATCH AND LAYER**
FOR A WIDE RANGE OF POSSIBILITIES

Includes: 1 set of die boards with blades for cutting, and 1 set of foam boards without blades for spacing. Handle blade boards with care.



Create Tumblers – Even Sizes



How to Cut Tumblers

1. Select tumbler size.
2. Take the blade board that corresponds with the tumbler size you wish to cut.
3. Place the blade board in your Studio™ die tray, FOAM SIDE UP.
4. Take the inner foam boards and fill in the center of the blade board.
5. Take the foam board that is one size larger than your blade board and place it as the outer ring.
6. Apply fusible web if desired. Layer or fanfold your fabric. You can cut up to 10 layers of 100% cotton fabric at a time.



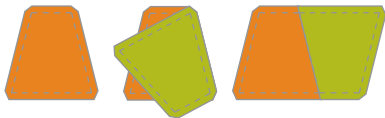
 Foam Boards
 Blade Boards

TIPS: Fusible web counts as one half layer of fabric. Remember to position the fabric on the lengthwise grain, with the selvage edge towards the Studio handle, as it goes under the roller.

7. Place your Studio Cutting Plastic on top.*
8. Roll through the Studio™ Fabric Cutter.

***Recommended Cutting Plastic:** Studio Cutting Plastic-Jumbo (10" x 12") and Studio Cutting Plastic-Mini (5" x 6")

Bullseye™ Tumbler Dies are Perfect for Beginners

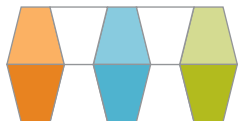


Dog-eared corners
make piecing a breeze!




Tumbler quilt tops go
together quickly!

Multiple Sizes Give You More Options



Tumbler Bows

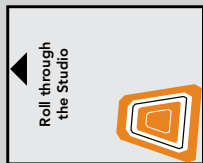



Trip Around the World



Flower Pot

Make Tumbler Rings for a Unique Look!



For most accurate cuts,
arrange the tumbler dies
in the corner of the cutting
tray, at a slight angle with
the die touching two sides
of the tray facing roller.

The innovative technology of Bullseye™ Nested Dies will change the way you quilt! With one set of blade boards and one set of foam boards, you can create multiple die combinations to cut full shapes, rings and more! Expand your collection while saving time, money and space! Mix, match and layer Bullseye™ dies for a wide range of possibilities.

Add the Bullseye™ Tumbler-Odd Die Set (50366) to your collection and get an infinite number of tumbler options!

DOWNLOAD BULLSEYE™ PATTERNS AT
WWW.ACCUQUILT.COM

@ **accuquilt**

Studio™

Need help? Call us! 888.258.7913
8 a.m.-5 p.m. CST, Monday-Friday

Patents Pending ©2014 AccuQuilt

Code 50367i