

# **AccuQuilt GO!® Awareness Ribbon**

*Machine Embroidery Applique Set*

*by Marjorie Busby*

*for the*

*AccuQuilt GO!® Awareness Ribbon (Die # 55355) Shape*

## **Design Set Information**

AccuQuilt GO!® die: GO! Awareness Ribbon Die #55355

Actual size templates are included with this machine embroidery set so they can be cut by hand or with the AccuQuilt GO!™ die and cutter.

Designs Included: 4 different designs for the GO! Awareness Ribbon Die #55355, and one template file.

Appliqué cover stitches include a satin and motif stitches.

Hoop Size:

All designs will fit into a 5 x 7 inch machine embroidery hoop

### **Machine Formats Included:**

ART, dst, exp, hus, jef, pes, shv, vip, vp3

## **Supplies Needed**

AccuQuilt GO!® Die # 55355

Paper backed fusible web or acid-free water soluble glue stick

Fabric for appliqué shapes

Background fabric or item to be embroidered (e.g., towel, t-shirt, bib, tote bag, etc.)

Tear-away or cut-away stabilizer

Embroidery machine thread in colors to coordinate with fabrics. Thread may be polyester, rayon, or cotton.






Neutral color bobbin thread

Mini iron (optional but recommended)



The AccuQuilt GO!™ die and GO!™ Fabric Cutter must be purchased separately. Visit [www.accuquilt.com](http://www.accuquilt.com) or your favorite quilt shop for more information about purchasing the die and cutter.

## Design Thumbnails

	<p>Filename: 55355 AR hearts.*  64.7x127.2 mm (2.55x5.01 ")  5176 stitches  4 colors, 5 thread changes</p>
	<p>Filename: 55355 AR-cw.*  65.0x128.4 mm (2.56x5.06 ")  4935 stitches  3 colors, 4 thread changes</p>
	<p>Filename: 55355 AR-motif.*  64.7x127.1 mm (2.55x5.00 ")  4102 stitches  3 colors, 4 thread changes</p>
	<p>Filename: 55355 AR-sat.*  65.8x131.0 mm (2.59x5.16 ")  3557 stitches  3 colors, 4 thread changes</p>
	<p>Filename: 55355 AR-template.*  62.1x125.1 mm (2.44x4.93 ")  283 stitches  1 colors, 1 thread changes</p>



## Stitch Sequence:

### NOTE:

If you are using the AccuQuilt awareness ribbon die cut shape, follow the instructions in Step 1.

If you are using the tackdown and trim applique method, follow the instructions in Step 2.

1. Hoop stabilizer and fabric and stitch placement line. Remove hoop from machine and fuse or glue die cut shape just inside or on top of placement lines.

**Mount hoop onto machine and skip to Color 3 in the stitch sequence in your embroidery machine.**

*2. Optional tackdown and trim applique method for those who do not have a die cut shape. Hoop stabilizer and fabric and stitch placement line in Step 1. Layer fabric over placement line and sew the tackdown stitches in Step 2. Remove hoop from machine and trim fabric closely just along the outer edge of the tackdown stitches. Mount hoop onto machine and complete the following steps.*

3. Stitch zigzag tackdown stitches around applique shape.

*4. Optional decorative stitches only for the heart awareness ribbon. Change thread color if desired, and complete decorative stitches.*

5. Complete cover stitches in desired color.


**Copyright notice:** All designs, written instructions, and text herein are the original creations of the designer and may not be distributed in any format or by any method. You may not re-sell, share, transfer, email or distribute these designs or instructions to others for any reason without express permission from Marjorie Busby at <http://bluefeatherquiltstudio.com>. These designs may not be mass produced for sale for profit.

By purchasing this design set you are purchasing a license to use the designs for personal use including making items for charity, gifts, and for sale for profit. You may modify or edit the design file, but the modified file retains the copyright stated above and may not be distributed in any manner.



All shape designs ©1990-2014 by AccuQuilt.  
AccuQuilt®, AccuQuilt GO!®, GO! ® and GO! Baby™ are  
registered trademarks of AccuQuilt.  
Used with permission.

Set Page Scaling to None in the Print Dialog box to print at actual size.



All shape designs ©1990-2014 by AccuQuilt.  
AccuQuilt®, AccuQuilt GO!®, GO! ® and GO! Baby™ are  
registered trademarks of AccuQuilt.  
Used with permission.