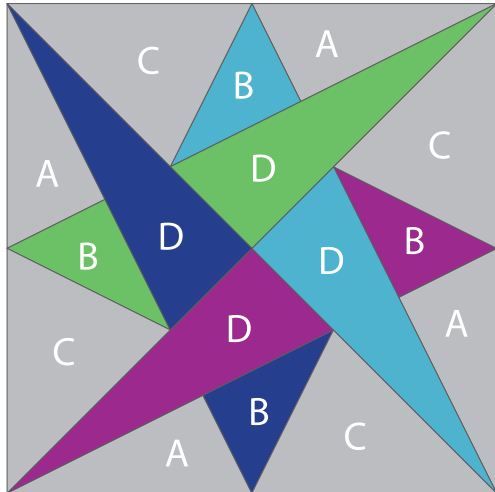




GO!® Starry Path-9" Finished

Item Number: 55197

Fabric Cutting Tips for a 3-color, 9" finished Starry Path block:



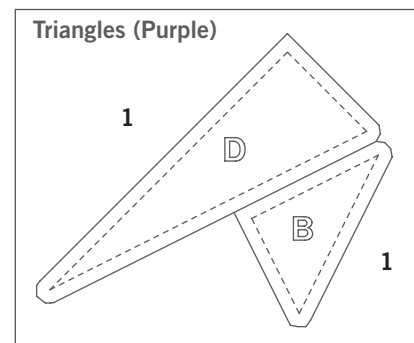
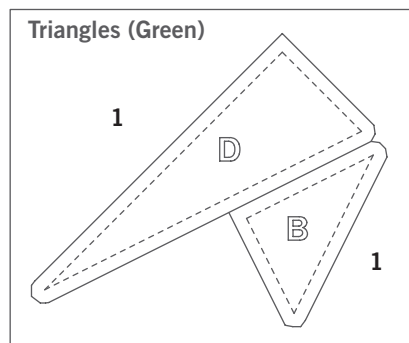
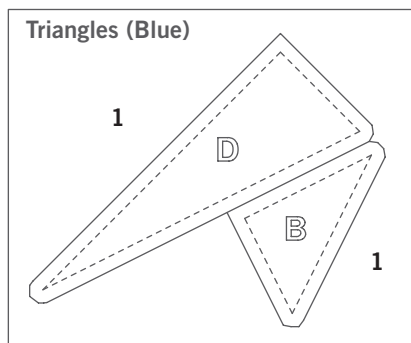
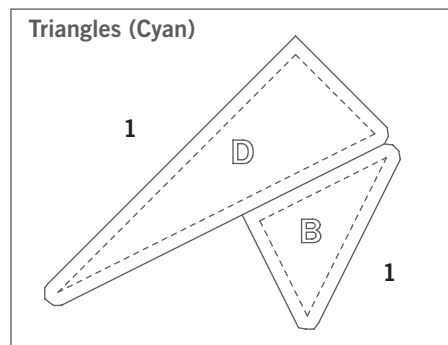
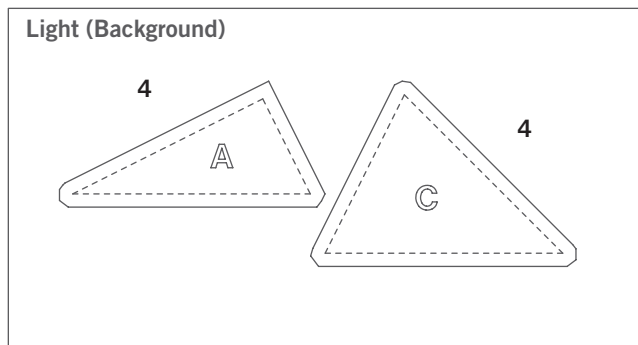
Place fabric over shapes then run through the cutter:

For best cutting results, position fabric on the lengthwise grain (straight of grain) as it goes under the roller. The die is specially designed to cut one 3-color, 9" block in one pass through the cutter.

- **Fabric Color 1:** Cut four 10¼" x 4" rectangles. Place right side up over shapes A and C to cut.
- **Fabric Color 2:** Cut two 7¼" x 6½" rectangles. Place right side up over shapes B and D to cut.
- **Fabric Color 3:** Cut two 7¼" x 6½" rectangles. Place right side up over shapes B and D to cut.
- **TIP:** To create a 5-color block, cut four 10¼" x 4" rectangles and place right side up over shapes A and C to cut. Then place one 7¼" x 6½" rectangle each of four different colors. Place right side up over shapes B and D to cut.

Shapes needed for 5-color, 9" finished Starry Path block.

(For a 3-color block, layer two layers of two different fabrics over B & D shapes.)






GO!® Starry Path-9" Finished

Item Number: 55197

How to Sew the Starry Path Quilt Block: Press all seams open.

Step 1

Lay out cut pieces. Make sure B and D pieces match as shown on block.

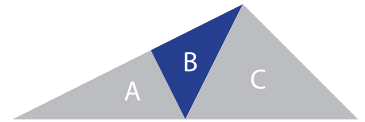


Step 2



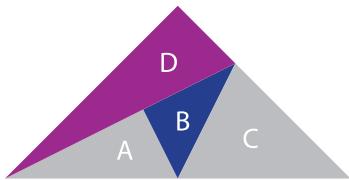
Sew piece A to piece B as shown. Do this for each different color B. Make four A/B color units.

Step 3



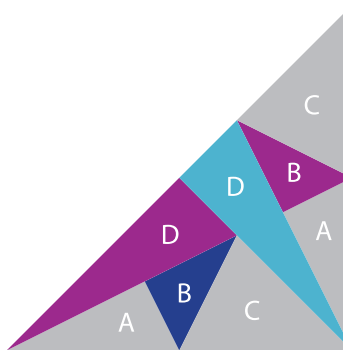
Sew piece C to the opposite side of B as shown. Do this for all four A/B color units.

Step 4



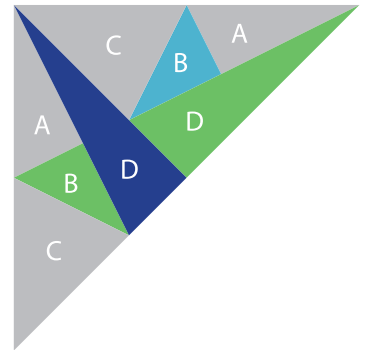
Sew piece D of a different color than B to A/B/C unit as shown. Make four A/B/C/D units using the block in Step 1 as a guide.

Step 5




Sew two A/B/C/D units together to create a half block as shown.

Step 6




Sew the remaining two A/B/C/D units together to create a half block as shown.

Step 7



Sew two half blocks together, matching up the colors of D and B as shown.

Step 8



Finished block should measure 9½" x 9½".



GO!® Starry Path-9" Finished

Item Number: 55197

Starry Path Quilt Block Coloring Page

Print out and color as desired to test out different color and fabric combinations.

