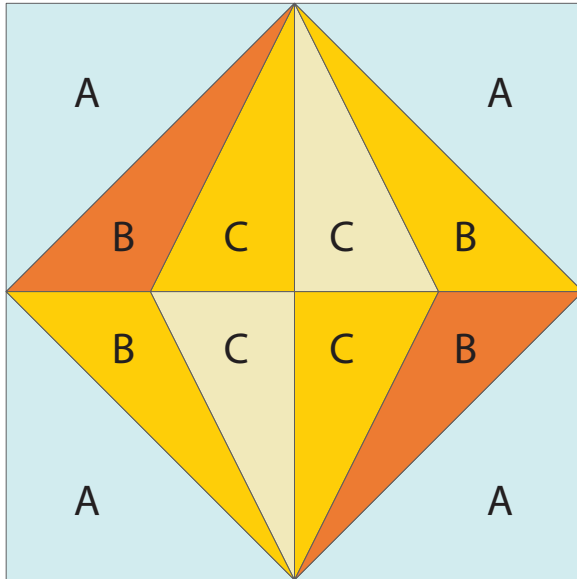




GO!® Chinese Lanterns-8" Finished

Item Number: 55599

Fabric Cutting Tips for two 4-color, 8" finished Chinese Lanterns blocks:

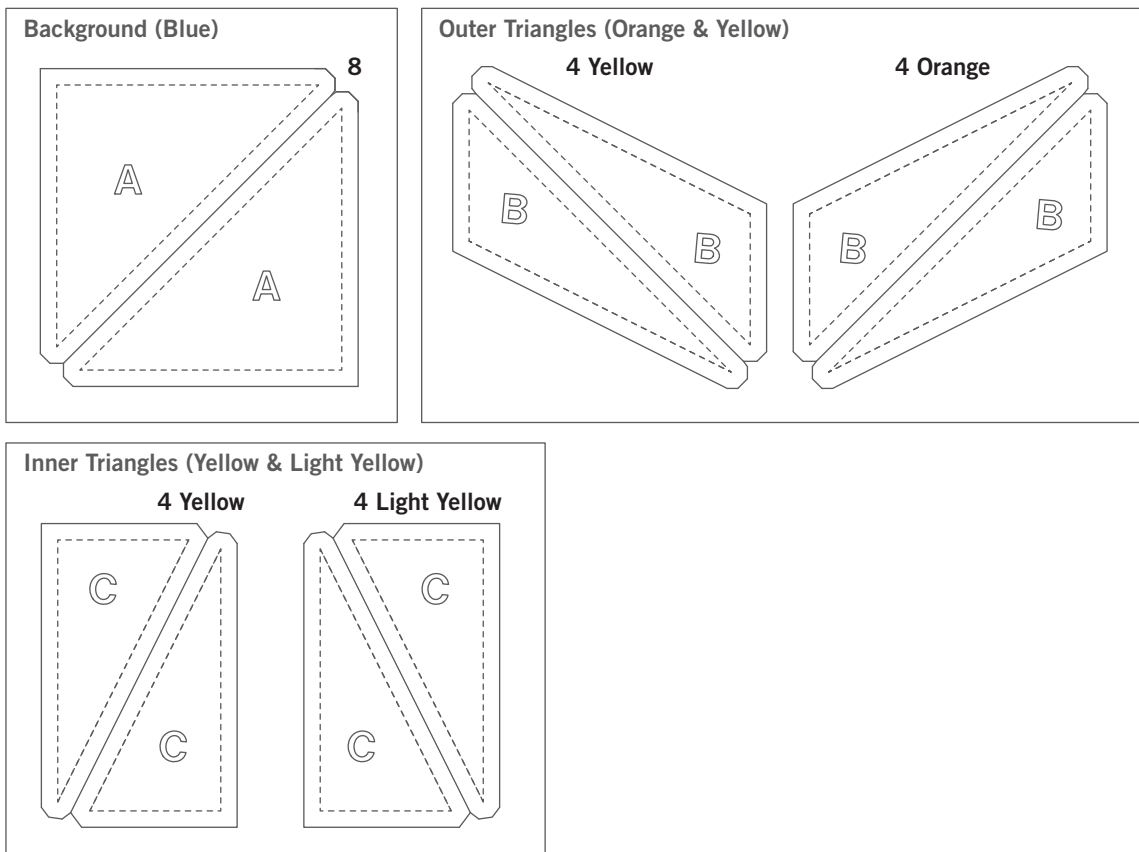


Place fabric over shapes then run through the cutter:

For best cutting results, position fabric on the lengthwise grain (straight of grain) as it goes under the roller. Tip: The die is specially designed to cut two complete 4-color 8" finished blocks in one pass through the cutter.

- **Fabric Color 1 (blue/background):** Cut four $5\frac{3}{8}$ " squares. Place right side up over shapes A to cut 8 shapes.
- **Fabric Colors 2 & 3 (orange & yellow):** Cut two $5\frac{3}{8}$ " x $5\frac{1}{2}$ " rectangles of each color. Place (orange) right side up over shapes B to cut 4 shapes. Place (yellow) wrong side up over shapes B to cut 4 shapes.
- **Fabric Color 3 & 4 (yellow & light yellow):** Cut two $5\frac{1}{8}$ " x $3\frac{1}{2}$ " rectangles of each color. Place (yellow) right side up over shapes C to cut 4 shapes. Place (light yellow) wrong side up over shapes C to cut 4 shapes.

Shapes needed for two 8" finished Chinese Lanterns Blocks





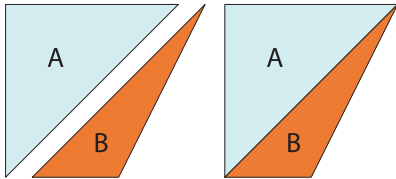
GO!® Chinese Lanterns-8" Finished

Item Number: 55599

How to Sew the 4-color, 8" finished Chinese Lanterns Block:

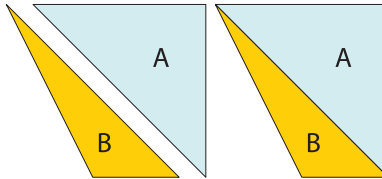
Read through assembly instructions before starting sewing. Use a 1/4" seam allowance. Press seams open unless otherwise directed in pattern.

Step 1



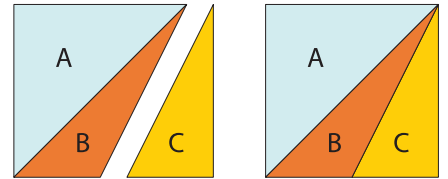
Sew together pieces A and B together as shown. Make 2 A/B units.

Step 2



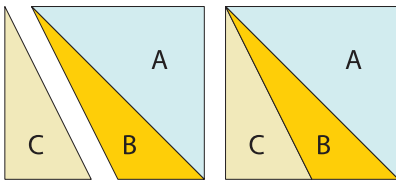
Sew together mirror pieces A and B together as shown. Make 2 mirror A/B units.

Step 3



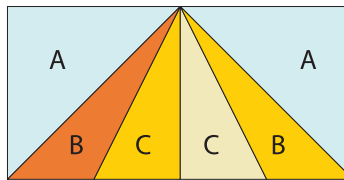
Sew piece C to the A/B units as shown. Make 2 A/B/C units.

Step 4



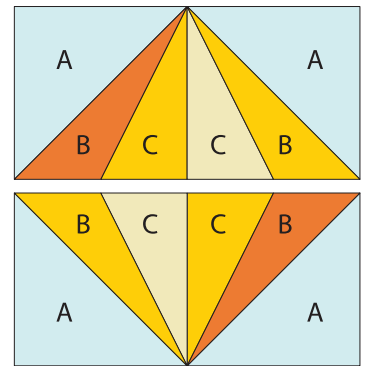
Sew piece C to the mirror A/B units as shown. Make 2 mirror A/B/C units.

Step 5



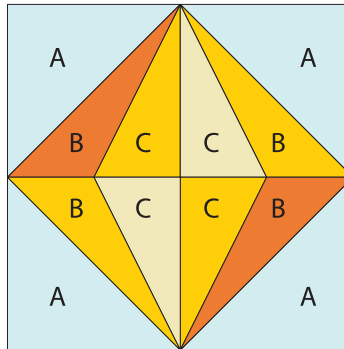
Sew 2 A/B/C units together as shown. Make 2 unit rows.

Step 6



Sew unit rows from previous step together as shown.

Step 7



Block should measure 8 1/2" x 8 1/2".



GO!® Chinese Lanterns-8" Finished

Item Number: 55599

Chinese Lanterns Quilt Block Coloring Page

Print out and color as desired to test out different color and fabric combinations.

