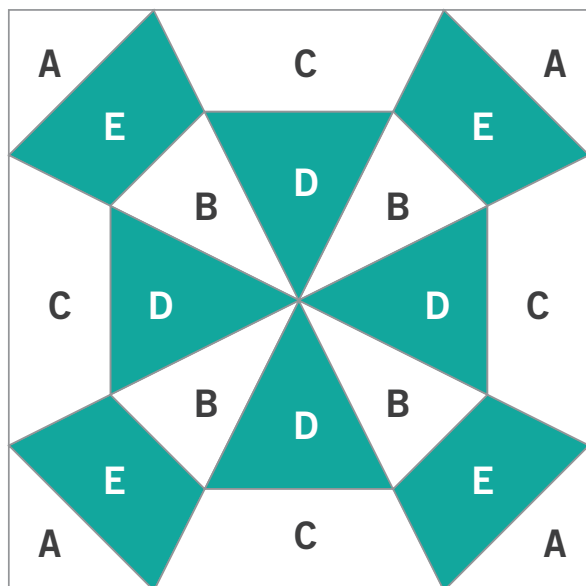




# GO!® Merry Go Round-10" Finished

Item Number: 55680

## Fabric Cutting Tips for a 2-color, 10" finished Merry Go Round:



For best cutting results, position fabric on the lengthwise grain (straight of grain) as it goes under the roller. Tip: The die is specially designed to cut one complete 2-color 10" finished block in one pass through the cutter.

### • Fabric Color 1 (Background):

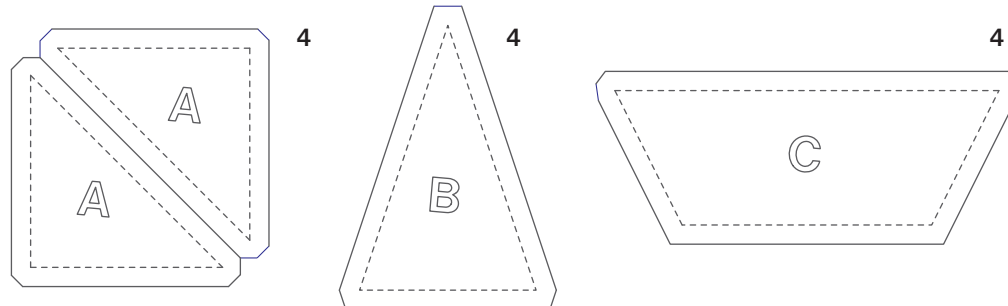
- Cut one  $3\frac{7}{8}$ " strip across the width of fabric. Fan fold into  $3\frac{7}{8}$ " widths. Place over shape A and cut four shapes.
- Cut a  $3\frac{3}{8}$ " strip across the width of fabric. Fan fold into  $4\frac{1}{2}$ " widths. Place over shape B and cut four shapes.
- Cut a 6" strip across the width of fabric. Fan fold into  $2\frac{3}{4}$ " widths. Place over shape C and cut four shapes.

### • Fabric Color 2 (Contrasting Color):

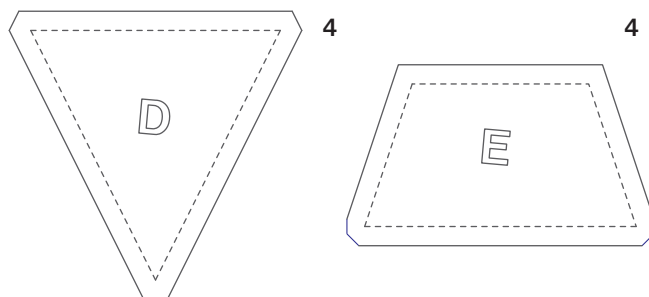
- Cut one  $4\frac{3}{8}$ " strip across the width of fabric. Fan fold into  $4\frac{1}{4}$ " widths. Place over shape D and cut four shapes.
- Cut a  $4\frac{1}{2}$ " strip across the width of fabric. Fan fold into  $2\frac{7}{8}$ " widths. Place over shape E and cut four shapes.

## Shapes needed for 10" finished Merry Go Round

### Color #1 (Background)



### Color #2 (Contrasting Color)



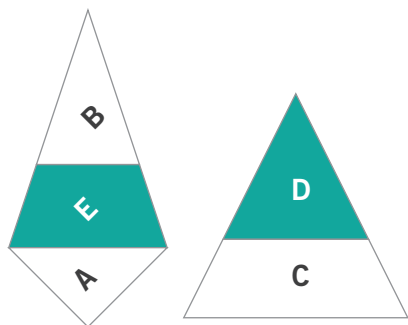


# GO!® Merry Go Round-10" Finished

Item Number: 55680

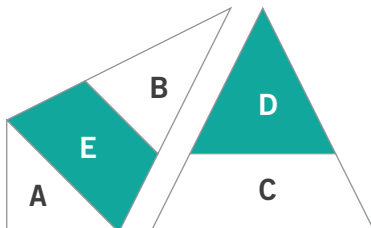
**How to Sew a 2-color Merry Go Round Block:** Use a ¼" seam allowance. Press seams open unless otherwise directed.

### Step 1



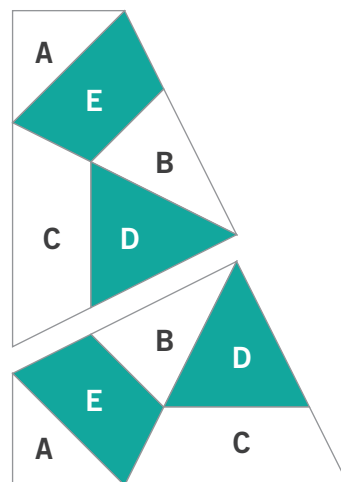
Sew shapes B, E and A together as shown.  
Sew shapes D and C together as shown.  
Press seams toward E and D shapes.  
Make four of each unit.

### Step 2



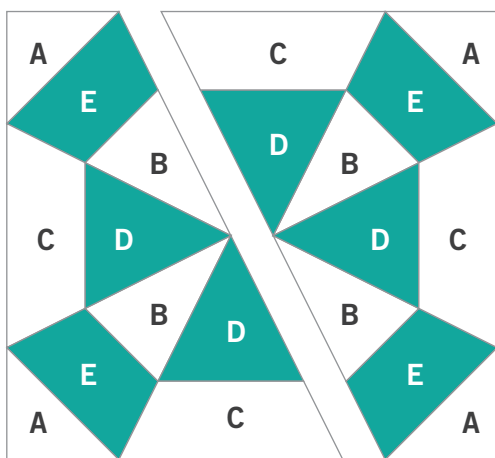
Sew one B/E/A unit to the left side of D/C unit as shown. Make four units.

### Step 3



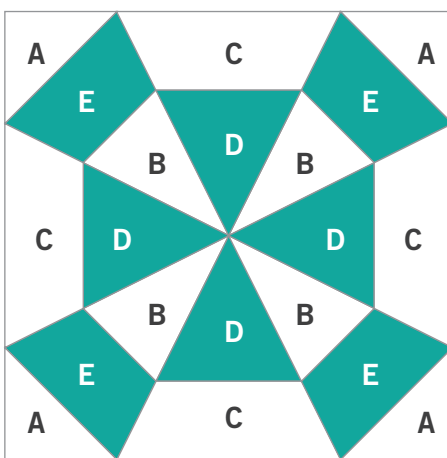
Sew two B/E/A/D/C units together as shown. Make two half blocks.

### Step 4



Sew two half blocks together as shown to complete the block.

### Step 5



Block should measure 10½" x 10½".



# GO!® Merry Go Round-10" Finished

Item Number: 55680

## Merry Go Round Quilt Block Coloring Page

Print out and color as desired to test out different color and fabric combinations.

