








Note: Some designs in this collection may have been created using unique special stitches and/or techniques. To preserve design integrity when rescaling or rotating designs in your software, always rescale or rotate designs using the handles directly on-screen.

AQ10001-01 Large Hexagon Bee Patch

Size Inches: Size mm: Stitch Count:

4.45 X 5.15 in. 113.03 X 130.81 mm 10122 St.








	1. Blue Fabric Placement Stitch	1030
	2. Cut Line and Tackdown	1030
	3. Cover Stitch	1030
	4. Heart and Linework	1321
	5. Body and Linework	1030
	6. Wings	0015
	7. Wing Detail	4111



AQ10001-02 Medium Hexagon Bee Patch

Size Inches: Size mm: Stitch Count:

2.73 X 3.15 in. 69.34 X 80.01 mm 5389 St.

	1. Blue Fabric Placement Stitch	1030
	2. Cut Line and Tackdown	1030
	3. Cover Stitch	1030
	4. Heart and Linework	1321
	5. Body and Linework	1030
	6. Wings	0015
	7. Wing Detail	4111










Note: Some designs in this collection may have been created using unique special stitches and/or techniques. To preserve design integrity when rescaling or rotating designs in your software, always rescale or rotate designs using the handles directly on-screen.

AQ10001-03 Small Hexagon Bee Patch

Size Inches: Size mm: Stitch Count:

1.85 X 2.16 in. 46.99 X 54.86 mm 3340 St.










	1. Blue Fabric Placement Stitch	1030
	2. Cut Line and Tackdown	1030
	3. Cover Stitch	1030
	4. Heart and Linework.....	1321
	5. Body and Linework.....	1030
	6. Wings.....	0015
	7. Wing Detail.....	4111

AQ10001-04 Large Heart Quilt LOVE Patch

Size Inches: Size mm: Stitch Count:

4.16 X 4.14 in. 105.66 X 105.16 mm 11190 St.










	1. Green Fabric Placement Stitch	2155
	2. Cut Line and Tackdown	2155
	3. Square Detail.....	2155
	4. Square Detail.....	0015
	5. Cover Stitch.....	2220
	6. Lettering and Linework.....	0015
	7. Squares.....	2220

Note: Some designs in this collection may have been created using unique special stitches and/or techniques. To preserve design integrity when rescaling or rotating designs in your software, always rescale or rotate designs using the handles directly on-screen.

AQ10001-05 Medium Heart Quilt LOVE Patch

Size Inches: Size mm: Stitch Count:
 3.18 X 3.20 in. 80.77 X 81.28 mm 8018 St.










	1.Green Fabric Placement Stitch	2155
	2.Cut Line and Tackdown	2155
	3.Square Detail.....	2155
	4.Square Detail.....	0015
	5.Cover Stitch.....	2220
	6.Lettering and Linework.....	0015
	7.Squares.....	2220

AQ10001-06 Small Heart Quilt LOVE Patch

Size Inches: Size mm: Stitch Count:
 2.18 X 2.15 in. 55.37 X 54.61 mm 5016 St.









	1.Green Fabric Placement Stitch	2155
	2.Cut Line and Tackdown	2155
	3.Square Detail.....	2155
	4.Square Detail.....	0015
	5.Cover Stitch.....	2220
	6.Lettering and Linework.....	0015
	7.Squares.....	2220

Note: Some designs in this collection may have been created using unique special stitches and/or techniques. To preserve design integrity when rescaling or rotating designs in your software, always rescale or rotate designs using the handles directly on-screen.

AQ10001-07 Large Heart Made With Patch

Size Inches: Size mm: Stitch Count:
 4.16 X 4.14 in. 105.66 X 105.16 mm 7859 St.









	1. Pink Fabric Placement Stitch	4240
	2. Cut Line and Tackdown	4240
	3. Cover Stitch.....	4240
	4. Heart and Linework.....	4111
	5. Letters and Heart Outline.....	0015
	6. Swirls.....	2155

AQ10001-08 Medium Heart Made With Patch

Size Inches: Size mm: Stitch Count:
 3.18 X 3.20 in. 80.77 X 81.28 mm 6061 St.









	1. Pink Fabric Placement Stitch	4240
	2. Cut Line and Tackdown	4240
	3. Cover Stitch.....	4240
	4. Heart and Linework.....	4111
	5. Letters and Heart Outline.....	0015
	6. Swirls.....	2155

Note: Some designs in this collection may have been created using unique special stitches and/or techniques. To preserve design integrity when rescaling or rotating designs in your software, always rescale or rotate designs using the handles directly on-screen.

AQ10001-09 Small Heart Made With Patch

Size Inches: Size mm: Stitch Count:
 2.18 X 2.15 in. 55.37 X 54.61 mm 4076 St.











	1. Pink Fabric Placement Stitch	4240
	2. Cut Line and Tackdown	4240
	3. Cover Stitch.....	4240
	4. Heart and Linework.....	4111
	5. Letters and Heart Outline.....	0015
	6. Swirls.....	2155

AQ10001-10 Large Circle Thread Therapy Patch

Size Inches: Size mm: Stitch Count:
 5.15 X 5.15 in. 130.81 X 130.81 mm 13146 St.











	1. Orange Fabric Placement Stitch	0352
	2. Cut Line and Tackdown	0352
	3. Cover Stitch.....	0352
	4. Thread Spool.....	4240
	5. Letters/Spool and Linework.....	4111
	6. Thread Spool.....	2155
	7. Letters/Spool and Linework.....	2220
	8. Linework.....	0454

Note: Some designs in this collection may have been created using unique special stitches and/or techniques. To preserve design integrity when rescaling or rotating designs in your software, always rescale or rotate designs using the handles directly on-screen.

AQ10001-11 Medium Circle Thread Therapy Patch











Size Inches: Size mm: Stitch Count:
 3.15 X 3.15 in. 80.01 X 80.01 mm 7744 St.

	1. Orange Fabric Placement Stitch	0352
	2. Cut Line and Tackdown	0352
	3. Cover Stitch.....	0352
	4. Thread Spool.....	4240
	5. Letters/Spool and Linework.....	4111
	6. Thread Spool.....	2155
	7. Letters/Spool and Linework.....	2220
	8. Linework.....	0454

AQ10001-12 Large Circle SEW Happy Patch



Size Inches: Size mm: Stitch Count:
 5.16 X 5.16 in. 131.06 X 131.06 mm 17681 St.









	1. Pink Fabric Placement Stitch	2155
	2. Cut Line and Tackdown	2155
	3. Hearts.....	2155
	4. Thimble and Linework.....	1030
	5. Thimble Detail.....	1321
	6. Cover Stitch.....	0352
	7. Letters and Linework	0015
	8. Letter Outlines and Thimble Detail.....	4111

Note: Some designs in this collection may have been created using unique special stitches and/or techniques. To preserve design integrity when rescaling or rotating designs in your software, always rescale or rotate designs using the handles directly on-screen.

AQ10001-13 Medium Circle SEW Happy Patch








Size Inches: Size mm: Stitch Count:
 3.14 X 3.15 in. 79.76 X 80.01 mm 9886 St.

	1. Pink Fabric Placement Stitch	2155
	2. Cut Line and Tackdown	2155
	3. Hearts.....	2155
	4. Thimble and Linework.....	1030
	5. Thimble Detail.....	1321
	6. Cover Stitch.....	0352
	7. Letters and Linework	0015
	8. Letter Outlines and Thimble Detail.....	4111

AQ10001-15 Medium Accuquilt Logo Patch



Size Inches: Size mm: Stitch Count:
 3.15 X 3.15 In. 80.01 X 80.01 mm 6884 St.

	1. Green Fabric Placement Stitch.....	4111
	2. Cut Line and Tackdown.....	4111
	3. Cover Stitch.....	4111
	4. Linework and Detail.....	0015
	5. Letter.....	4111

Note: Some designs in this collection may have been created using unique or special stitches and/or techniques. To preserve design integrity when rescaling or rotating designs in your software, always rescale or rotate designs using the handles directly on-screen.

AQ10001-15 Small Accuquilt Logo Patch



Size Inches:	Size mm:	Stitch Count:
2.11 X 2.11	53.6 X 53.6 mm	3786 St.

- 1. Green Fabric Placement Stitch.....4111
- 2. Cut Line and Tackdown.....4111
- 3. Cover Stitch.....4111
- 4. Linework and Detail.....0015
- 5. Letter.....4111